

# Ratio Calculator

Standard  MPH  KPH

Target RPM


Calculate Tire Diameter

Cir. 69.9004

Width		
Aspect Ratio		
Rim Diameter		
Ring & Pinion	11	38
1st gear	12	38
2nd gear	17	35
3rd gear	18	32
4th gear	20	31
5th gear	22	29
6th gear		
7th gear		
8th gear		
9th gear		

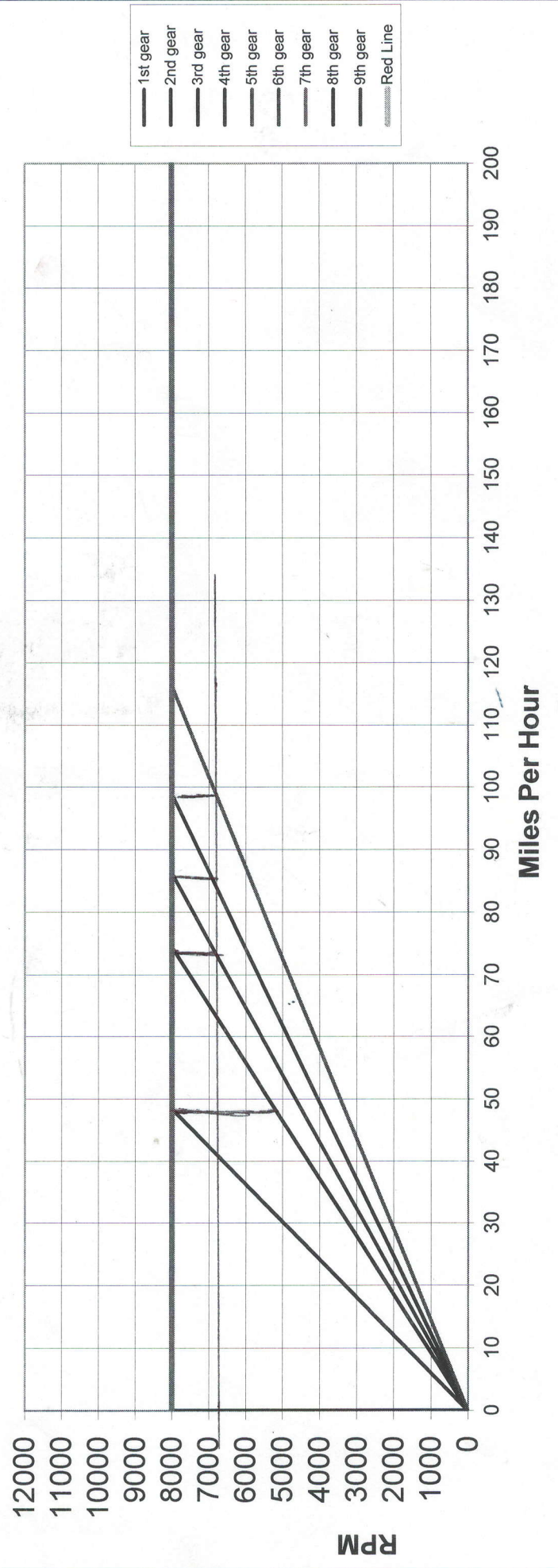
3.4545	MPH
3.1667	48.427
2.0588	74.485
1.7778	86.261
1.55	98.937
1.3182	116.336
	0.000
	0.000
	0.000
	0.000

Low  
FIRST



**Porsche Driveline Specialists**  
 5757 Arapahoe Rd. # C1 East  
 Boulder CO, 80303  
 Phone: 303-440-8899  
 Email: mail@gboxweb.com  
 Web: www.gboxweb.com

# Transmission Diagram



# Ratio Calculator

Standard  MPH  KPH

Target RPM

## Calculate Tire Diameter

Width

Aspect Ratio

Rim Diameter

Ring & Pinion	to	to	MPH
1st gear	11	38	48.427
2nd gear	12	38	74.485
3rd gear	17	35	91.053
4th gear	19	32	98.937
5th gear	20	31	107.346
6th gear	21	30	0.000
7th gear			0.000
8th gear			0.000
9th gear			0.000

3.4545		
3.1667		
2.0588		
1.6842		
1.55		
1.4286		

Cir. 69.9004

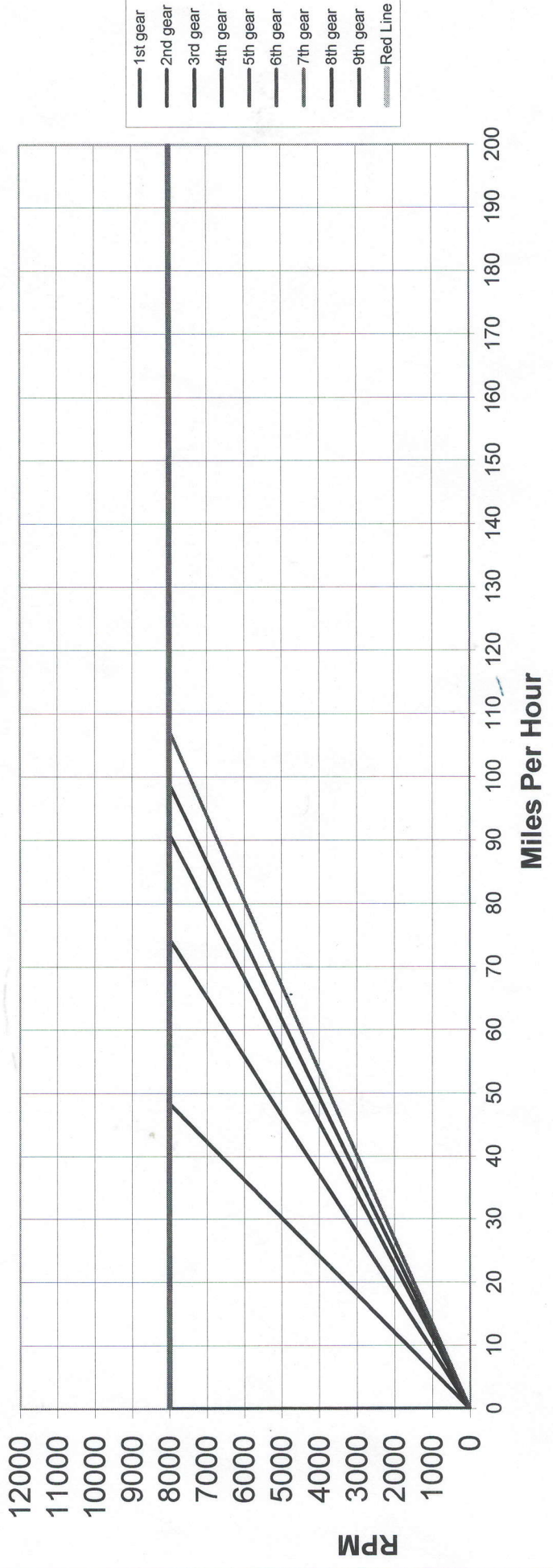
in



**Porsche Driveline Specialists**  
 5757 Arapahoe Rd. # C1 East  
 Boulder CO, 80303  
 Phone: 303-440-8899  
 Email: mail@gboxweb.com  
 Web: www.gboxweb.com

WAS

# Transmission Diagram



# Ratio Calculator

Standard  MPH  KPH

Target RPM

Calculate Tire Diameter

Width

Aspect Ratio

Rim Diameter


Ring & Pinion	11	to	38	MPH
1st gear	12	to	31	59.362
2nd gear	17	to	35	74.485
3rd gear	18	to	32	86.261
4th gear	20	to	31	98.937
5th gear	22	to	29	116.336
6th gear		to		0.000
7th gear		to		0.000
8th gear		to		0.000
9th gear		to		0.000

3.4545
2.5833
2.0588
1.7778
1.55
1.3182

Cir. 69.9004

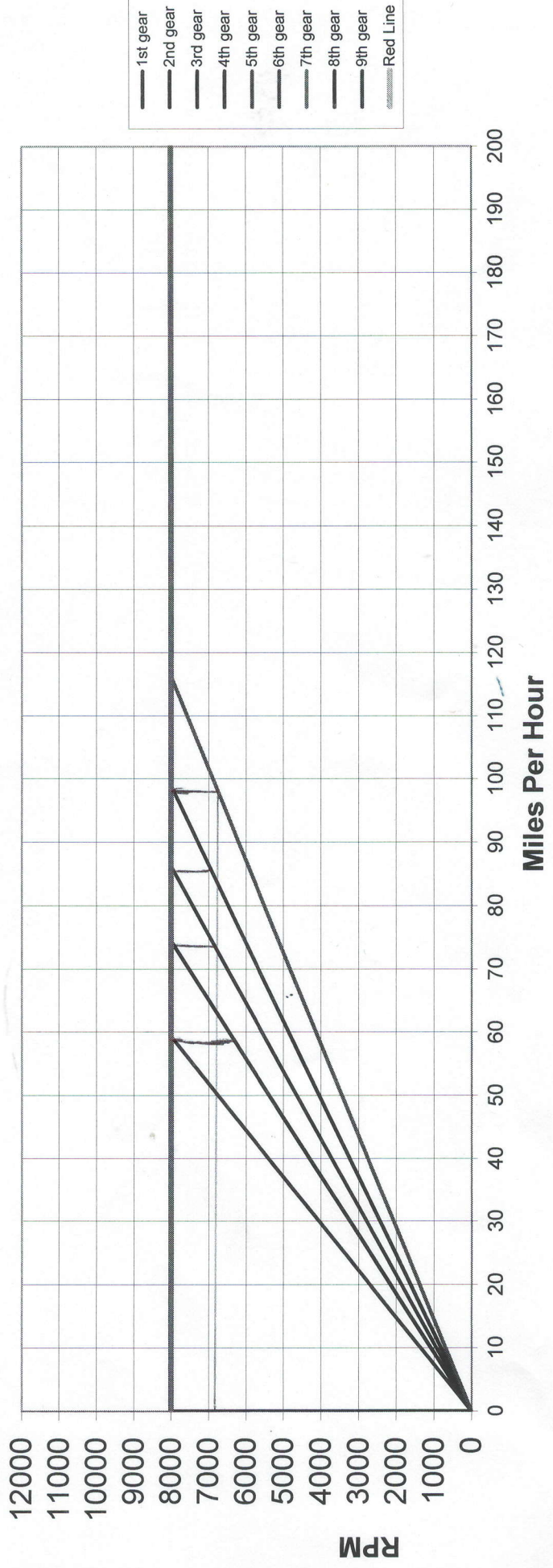
in

**Porsche Driveline Specialists**  
 5757 Arapahoe Rd. # C1 East  
 Boulder CO, 80303  
 Phone: 303-440-8899  
 Email: mail@gboxweb.com  
 Web: www.gboxweb.com



HIGH  
 4.55

# Transmission Diagram





**Porsche Driveline Specialists**  
 5757 Arapahoe Rd. # C1 East  
 Boulder CO, 80303  
 Phone: 303-440-8899  
 Email: mail@gboxweb.com  
 Web: www.gboxweb.com

*Low - left in first - NO change 2-3 with same Mr spread - 3, 4, 5 spread - 3, 4, 5 narrow  
 3rd Same - 4th same - 5th a little better  
 1200 rpm between each gear*

**Ratio Calculator**

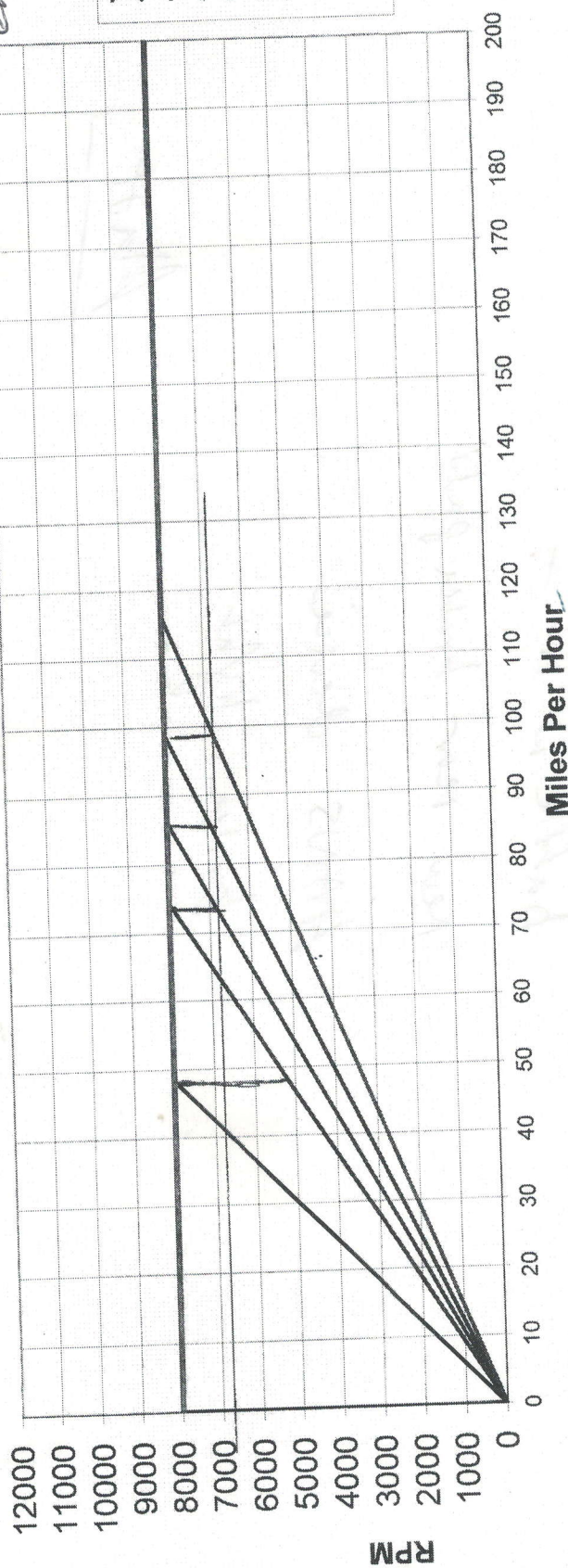
Standard  
 Target RPM

MPH  KPH  
 8000  
 22.25 in  
 Cir. 69.9004

**Calculate Tire Diameter**

Width	Aspect Ratio	Rim Diameter	Ring & Pinion	1st gear	2nd gear	3rd gear	4th gear	5th gear	6th gear	7th gear	8th gear	9th gear
			11	12	17	18	20	22				
			to	to	to	to	to	to	to	to	to	to
			38	38	35	32	31	29				
			to	to	to	to	to	to	to	to	to	to
			3.4545	3.1667	2.0588	1.7778	1.55	1.3182				
			MPH	48.427	74.485	86.261	98.937	116.336	0.000	0.000	0.000	0.000

**Transmission Diagram**



*Handwritten notes on the right side of the page, partially obscured.*